



Name: _____

Date: _____

I. Reading Readiness

A. Print Awareness

1. Sentence Structure

Parent Read Aloud: "Look at this sentence: '**I see the dog.**' Where does the sentence begin?"



I see the dog

Options:

- A) At "see"
- B) At "the"
- C) At "I"
- D) At "dog"

B. Letter Knowledge

2. Letter Identification

Parent Read Aloud: "Look at these letters: **A, b, C, d.** Can you find the letter '**b**'?"

Options:

- A) A
- B) b
- C) C
- D) d

3. Uppercase and Lowercase Letters

Parent Read Aloud: "Look at these letters: **e, h, M, s.** Can you find the uppercase letter?"

Options:

- A) M
- B) e
- C) s
- D) h

C. Phonological Awareness

4. Rhyming Words

Parent Read Aloud: "Listen to these words: **cat, bird, dog**. Which two words rhyme?"



dog



cat



bird

Options:

- A) cat and dog
- B) bird and dog
- C) cat and bird
- D) none of them

5. Beginning Sounds

Parent Read Aloud: "What sound do you hear at the beginning of the word '**sun**'?"

Options:

- A) /s/
- B) /u/
- C) /n/
- D) /m/

6. Ending Sounds

Parent Read Aloud: "What sound do you hear at the end of the word '**cat**'?"

Options:

- A) /c/
- B) /a/
- C) /t/
- D) /s/

7. CVC Word Reading

Parent Read Aloud: "Look at this word: 'dog.' Can you read it?"

Options:

- A) dig
- B) dog
- C) dug
- D) dot

8.Word Families

Parent Read Aloud: "Which word belongs to the '-at' family?"

Options:

- A) cat
- B) cup
- C) pen
- D) sun

9.Beginning Blends

Parent Read Aloud: "What is the beginning blend in the word 'frog'?"

Options:

- A) fr
- B) fl
- C) gr
- D) tr

D. Comprehension

10.Key Details/Retelling

Parent Read Aloud:"The bear woke up, climbed a tree, ate honey, played with friends, and went to sleep. What did the bear do first?"

Options:

- A) He ate honey.
- B) He went to sleep.
- C) He climbed a tree.
- D) He woke up.

11.Characters/Setting/Events

Parent Read Aloud: "One sunny morning, a curious fish swam gracefully through a sparkling pond. The fish met friendly turtles and playful frogs. Who was the main character in the story?"

Options:

- A) A turtle
- B) A bear
- C) A fish
- D) A frog

12.Unknown Words (Vocabulary in Context)

Parent Read Aloud: "Early one morning, a bear woke up in the quiet forest feeling grumpy. He grumbled and frowned as he searched for breakfast near the river. The story says the bear was 'grumpy.' What do you think 'grumpy' means?"

Options:

- A) Happy
- B) Sad
- C) Angry
- D) Sleepy

13.Key Details (Elephant Story)

Parent Read Aloud: "In a sunny jungle, a gentle elephant strolled by a sparkling river. Its long trunk waved, spraying water and picking tasty fruits for a snack. What is one thing you learned about elephants?"



Options:

- A) They are small.
- B) They have long trunks.
- C) They live in the ocean.
- D) They eat fish.

14.Compare/Contrast (Birds Story)

Parent Read Aloud: "In a quiet park, a small sparrow chirped happily in a blossoming tree. In a small garden, a dove flitted between garden flowers. How are these two texts about animals the same?"

Options:

- A) Both talk about cats.
- B) Both talk about dogs.
- C) Both talk about fish.
- D) Both talk about birds.

15.Retelling/Central Message (Sharing Story)

Parent Read Aloud: "In a bright village, a gentle rabbit and a kind squirrel found a chest of juicy berries. They divided the treasure equally, smiling as they enjoyed their treat together. What lesson did the characters learn?"

Options:

- A) To always share
- B) To never sleep
- C) To eat berries
- D) To always run

16.Characters/Setting/Events (Lizard Story)

Parent Read Aloud: "A small lizard walked among the warm, soft sandy dunes. The sun was rising high in the sky, and a cool breeze whispered softly. Where and when did the story take place?"

Options:

- A) In a forest, during the afternoon
- B) In a city, at night
- C) In a desert, in the morning
- D) In the ocean, in the evening

17.Informational Text – Main Idea

Parent Read Aloud: "Your nose helps you smell things. You can smell cookies baking, flowers in the garden, and stinky trash. Your nose is always working to help you know what's around you. What is this text mostly about?"

Options:

- A) Making cookies

- B) Growing flowers
- C) How our nose helps us smell
- D) Taking out the trash

18.Vocabulary Question

Parent Read Aloud: "In the text about the nose, what does the word 'stinky' mean?"

Options:

- A) Something that smells bad
- B) Something that is old
- C) Something that is broken
- D) Something that is dirty

19.Informational Text – Firefighters

Parent Read Aloud: "Firefighters are special people in our community. They wear protective gear and drive big red trucks. When there's a fire, they rush to help, using water hoses to put out fires and save people and pets. They also visit schools to show children what to do in case of a fire. What is this text mostly about?"

Options:

- A) The color of fire trucks
- B) How firefighters help keep us safe
- C) What firefighters wear to work
- D) Why firefighters visit schools

II. Math Readiness

A. Number Sense

1.Missing Numbers (Sequence 1)

Parent Read Aloud: "Fill in the blank in this sequence: **0, 1, 2, __, 4.**"

Options:

- A) 2
- B) 3
- C) 4
- D) 5

Missing Numbers (Sequence 2)

Parent Read Aloud: "Fill in the missing number in this sequence: **2, 4, __, 8, 10.**"

Options:

- A) 5
- B) 6
- C) 7
- D) 8

2.Counting and Cardinality

Parent Read Aloud: "Complete the sequence: **47**, __, **49**."

Options:

- A) 48
- B) 47
- C) 50
- D) 46

3.One More Than

Parent Read Aloud: "What is one more than **7**?"

Options:

- A) 6
- B) 7
- C) 8
- D) 9

4.One Less Than

Parent Read Aloud: "What is one less than **10**?"

Options:

- A) 8
- B) 9
- C) 10
- D) 11

5.Number Sorting

Parent Read Aloud: "Which of the following lists arranges the numbers from smallest to largest?"

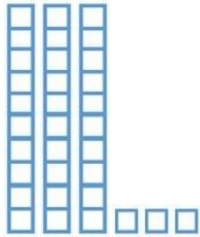
Options:

- A) 9, 7, 5, 3

- B) 3, 5, 7, 9
- C) 5, 3, 7, 9
- D) 3, 7, 5, 9

6.Using Number Rods (Base Ten Rods and Ones)

Parent Read Aloud: "Which number is shown here in base ten rods and ones?"



Options:

- A) 33
- B) 63
- C) 36
- D) 37

7.Base Ten Blocks

Parent Read Aloud: "Which grouping of base ten rods and ones blocks correctly represents the number **27**?"

Options:

- A) 2 rods of 10 and 7 unit blocks
- B) 3 rods of 10 and 7 unit blocks
- C) 7 rods of 10 and 2 unit blocks
- D) 1 rod of 10 and 7 unit blocks

8.Counting Objects – Stars

Parent Read Aloud: "Look at these stars: ★ ★ ★ ★ ★. How many stars are there?"

Options:

- A) 4
- B) 5
- C) 6
- D) 7

9.Counting Objects – Apples

Parent Read Aloud: "Look at these apples: 🍏 🍏 🍏 🍏 🍏 . How many apples are there?"

Options:

- A) 4
- B) 5
- C) 6
- D) 7

10.Comparing Numbers

Parent Read Aloud: "Which symbol correctly completes the statement: 8 __ 6?"

Options:

- A) >
- B) <
- C) =
- D) ≠

11.Addition Story – Flowers

Parent Read Aloud: "Maria planted 6 yellow flowers. Then she planted 3 red flowers. How many flowers did Maria plant altogether?"



Options:

- A) 8
- B) 6
- C) 9
- D) 3

12.Addition Story – Carrots

Parent Read Aloud: "The rabbit ate 5 carrots in the morning and 4 carrots in the evening. How many carrots did the rabbit eat in total?"



Options:

- A) 9
- B) 6
- C) 8
- D) 3

13.Subtraction Story – Candies

Parent Read Aloud: "Samantha had 8 candies. She gave 3 to her friend. How many candies does she have left?"



Options:

- A) 5
- B) 6
- C) 4
- D) 7

14.Subtraction Story – Ducks

Parent Read Aloud: "There were 10 ducks swimming in the pond. 3 ducks walked away to eat grass. How many ducks are still swimming in the pond?"



Options:

- A) 5
- B) 7
- C) 3
- D) 8

B. Algebraic Thinking

15.Complete the Pattern

Parent Read Aloud: "Look at the sequence: ★, ○, ○, ★, ○, ○, ★, __. What should come next?"

Options:

- A) ★
- B) ○
- C) △
- D) □

C. Geometry

16.Shape Sorting

Parent Read Aloud: "You have several shapes. Which set below contains only triangles?"


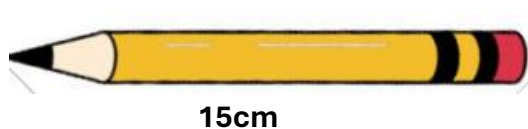
Options:

- Set A: ○, △, □
- Set B: △, △, △
- Set C: □, △, ○
- Set D: ○, ○, □

D. Measurement

17. Longer vs. Shorter

Parent Read Aloud: "A pencil is 15 cm long and a crayon is 10 cm long. Which statement is true?"



Options:

- A) The pencil is longer.
- B) The crayon is longer.
- C) They are the same length.
- D) Not enough information.

Answer Key

I. Reading Readiness

A. Print Awareness-

1.Sentence Structure: - Answer: C) At "I"

B. Letter Knowledge-

2.Letter Identification: - Answer: B) b

3.Uppercase and Lowercase Letters: - Answer: A) M

C. Phonological Awareness

4.Rhyming Words: - Answer: C) cat and hat

5.Beginning Sounds: - Answer: A) /s/

6.Ending Sounds: - Answer: C) /t/

7.CVC Word Reading: - Answer: B) dog

8.Word Families: - Answer: A) cat

9.Beginning Blends: - Answer: A) fr

D. Comprehension

10.Key Details/Retelling: - Answer: D) He woke up.

11.Characters/Setting/Events (Fish Story): - Answer: C) A fish

12.Unknown Words (Vocabulary in Context): - Answer: C) Angry

13.Key Details (Elephant Story): - Answer: B) They have long trunks.

14.Compare/Contrast (Birds Story): - Answer: D) Both talk about birds.

15.Retelling/Central Message (Sharing Story): - Answer: A) To always share

16.Characters/Setting/Events (Lizard Story): - Answer: C) In a desert, in the morning

17.Informational Text – Main Idea: - Answer: C) How our nose helps us smell

18.Vocabulary Question: - Answer: A) Something that smells bad

19.Informational Text – Firefighters: - Answer: B) How firefighters help keep us safe

II. Math Readiness

A. Number Sense

1.Missing Numbers (Sequence 1): - Answer: B) 3

2.Missing Numbers (Sequence 2): - Answer: B) 6

3.Counting and Cardinality: - Answer: A) 48

4.One More Than: - Answer: C) 8

5.One Less Than: - Answer: B) 9

- 6.Number Sorting: - Answer: B) 3, 5, 7, 9
- 7.Using Number Rods (Base Ten): - Answer: C) 36
- 8.Base Ten Blocks: - Answer: A) 2 rods of 10 and 7 unit blocks
- 9.Counting Objects – Stars: - Answer: B) 5
- 10.Counting Objects – Apples: - Answer: B) 5
- 11.Comparing Numbers: - Answer: A) >
- 12.Addition Story – Flowers: - Answer: C) 9
- 13.Addition Story – Carrots: - Answer: A) 9
- 14.Subtraction Story – Candies: - Answer: A) 5
- 15.Subtraction Story – Ducks: - Answer: B) 7

B. Algebraic Thinking

- 16.Complete the Pattern: - Answer: B) ○

C. Geometry

- 17.Shape Sorting: - Answer: B) △, △, △

D. Measurement

- 18.Longer vs. Shorter: - Answer: A) The pencil is longer.

Parent’s Guide to Each Answer

Use these nurturing explanations to talk with your child about what they learned. Celebrate every success and gently explain each concept.

I. Reading Readiness

A. Print Awareness

1. Sentence Structure – “I see the dog.”

Parent Guide: “Look at the sentence ‘I see the dog.’ Notice how the very first letter is a capital ‘I’? In our writing, a capital letter tells us that a new sentence has begun. It’s like a little flag that shows us where to start reading. Great job

spotting that and keep noticing how capital letters help us know where sentences start!”

B. Letter Knowledge

1. Letter Identification – Finding ‘b’ in A, b, C, d:

Parent Guide: “We looked at a mix of letters and found the little letter ‘b.’ Isn’t it exciting how we can spot just the right one? Your eyes are amazing at noticing details!”

2. Uppercase and Lowercase – Identifying the uppercase letter in e, h, M, s:

Parent Guide: “Here, we learned about big and small letters. ‘M’ is the big, uppercase letter. Keep up the wonderful work noticing differences in letters!”

C. Phonological Awareness

1. Rhyming Words – Cat, hat, dog:

Parent Guide:

“Listening to sounds is fun! ‘Cat’ and ‘hat’ rhyme because they end with the same sound. You’re becoming a real sound detective!”

2. Beginning Sounds – What sound starts the word ‘sun’:

Parent Guide:

“The word ‘sun’ starts with the sound /s/. It’s like the sound of a soft whisper. I’m so proud of you for listening so carefully!”

3. Ending Sounds – Finding the end sound of ‘cat’:

Parent Guide:

“The word ‘cat’ ends with the sound /t/. You did a great job noticing that little sound at the end!”

4. CVC Word Reading – Reading the word ‘dog’:

Parent Guide:

“You read the word ‘dog’ perfectly. It’s wonderful how you use your sound skills to read new words!”

5. Word Families – Choosing the word that belongs to the ‘-at’ family:

Parent Guide:

“The word ‘cat’ belongs to the ‘-at’ family because it ends with -at. Learning word families is like finding secret groups of words, and you’re so good at it!”

6. Beginning Blends – The blend in the word ‘frog’:

Parent Guide:

“In the word ‘frog’, we hear the blend ‘fr’ at the start. Great job noticing how letters work together to make a sound!”

D. Comprehension

1. Key Details/Retelling – What did the bear do first?

Parent Guide:

“In our story, the bear woke up first. It shows us that stories have an order. You did such a fantastic job remembering what came first!”

2. Characters/Setting/Events (Fish Story) – Who was the main character?

Parent Guide:

“The main character was the fish. You listened closely to the story and picked out the hero. Way to go!”

3. Unknown Words – What does ‘grumpy’ mean?

Parent Guide:

“When the bear is described as grumpy, it means he feels a little angry. You’re learning how words can tell us about feelings—what a great job!”

4. Key Details (Elephant Story) – What did we learn about elephants?

Parent Guide:

“We learned that elephants have long trunks. Isn’t it fun to discover cool facts about animals? You’re becoming such a smart learner!”

5. Compare/Contrast (Birds Story) – How are the texts the same?

Parent Guide:

“Both parts of the story talked about birds, like the sparrow and the dove. You did an awesome job noticing similarities!”

6. Retelling/Central Message (Sharing Story) – What lesson did they learn?

Parent Guide:

“The story taught us that sharing is very important. I’m so proud of you for learning how sharing makes everyone happy!”

7. Characters/Setting/Events (Lizard Story) – Where and when did it take place?

Parent Guide:

“This story happened in a desert in the morning. You’re doing wonderfully at picking up on details about where and when a story happens!”

8. Informational Text – Main Idea (Nose Text):

Parent Guide:

“We learned that our nose helps us smell wonderful things like cookies and flowers. Great listening—you caught the main idea perfectly!”

9. Vocabulary Question – Meaning of ‘stinky’:

Parent Guide:

“‘Stinky’ means something that smells bad. It’s exciting to learn new words and what they mean. Keep up the great work!”

10. Informational Text – Firefighters:

Parent Guide:

“This text tells us how firefighters keep us safe by fighting fires and helping people. You did such a fantastic job understanding this important idea!”

II. Math Readiness

A. Number Sense

1. Missing Numbers (Sequence 1 – 0, 1, 2, __, 4):

Parent Guide:

“The missing number is 3. When we count, 3 comes right after 2. Excellent counting!”

2. Missing Numbers (Sequence 2 – 2, 4, __, 8, 10):

Parent Guide:

“The missing number is 6 because the sequence goes by adding 2 each time. You’re amazing with numbers!”

3. Counting and Cardinality (47, __, 49):

Parent Guide:

“The number between 47 and 49 is 48. Fantastic work finding the missing number!”

4. One More Than (One more than 7):

Parent Guide:

“One more than 7 is 8. You’re getting really good at counting forward—keep it up!”

5. One Less Than (One less than 10):

Parent Guide:

“One less than 10 is 9. You’re doing a great job with numbers!”

6. Number Sorting – Arranging from smallest to largest:

Parent Guide:

“When we put the numbers in order from smallest to largest, we get 3, 5, 7, 9. Great sorting skills!”

7. Using Number Rods (Base Ten):

Parent Guide:

“The number shown is 36, because it’s made of 3 tens and 6 ones. You’re wonderful at visualizing numbers!”

8. Base Ten Blocks (Representing 27):

Parent Guide:

“Two rods of 10 and 7 unit blocks make 27 ($20 + 7$). Excellent understanding of how numbers are built!”

9. Counting Objects – Stars:

Parent Guide:

“When we count all the stars, we find 5 in total. You’re such a careful counter!”

10. Counting Objects – Apples:

Parent Guide:

“There are 5 apples. Great job counting them—your counting skills are shining!”

11. Comparing Numbers ($8 _ 6$):

Parent Guide:

“Since 8 is bigger than 6, we use the symbol ‘ $>$ ’. You’re doing an awesome job comparing numbers!”

12. Addition Story – Flowers:

Parent Guide:

“Maria planted 6 yellow flowers and 3 red flowers, which makes 9 flowers altogether. You’re amazing at adding!”

13. Addition Story – Carrots:

Parent Guide:

“The rabbit ate 5 carrots in the morning and 4 in the evening. That makes 9 carrots in total. Wonderful addition!”

14. Subtraction Story – Candies:

Parent Guide:

“Samantha had 8 candies and gave 3 away, leaving her with 5 candies. Great subtraction!”

15. Subtraction Story – Ducks:

Parent Guide:

“If 3 ducks leave 10 ducks, there are 7 ducks left swimming. You’re excellent with subtraction!”

B. Algebraic Thinking

1. Complete the Pattern (★, ○, ○, ★, ○, ○, ★, _):

Parent Guide: “The pattern repeats as star, circle, circle. After a star comes a circle, so the missing shape is a circle. You’re fantastic at spotting patterns!”

C. Geometry

1. Shape Sorting – Only triangles:

Parent Guide: “The set with only triangles is the one that shows \triangle , \triangle , \triangle . You’re really good at recognizing shapes!”

D. Measurement

1. Longer vs. Shorter (Pencil vs. Crayon):

Parent Guide: “A pencil that is 15 cm long is longer than a crayon that is 10 cm long. Great job comparing sizes!”